



Experience
another level
of comfort

Regency Majestic Bed


ADJUSTAMATIC
COMFORT YOU CONTROL



Regency Majestic

The Regency Majestic adjustable bed blends sharp, contemporary styling with exceptional functionality, making it a striking yet practical addition to any modern bedroom.

Expertly hand-built in the UK using the finest materials, this bed features a robust, upholstered frame with fabric-covered side panels to suit your space and personal taste. Its lightweight, beech sprung plywood slatted base is designed to offer responsive support and lasting durability.

With easy to use handheld controls, you can raise or lower the head and foot of the bed at the press of a button making it easier to sit up, recline, or find your ideal resting position. Elevating the head section can ease pressure on the back and shoulders, while lifting the foot end helps reduce swelling and improve circulation. A gently contoured position supports full-body relaxation for deeper, more restful sleep.

Every Regency Majestic bed includes our Standard Health® memory foam mattress, offering dependable support and consistent comfort throughout the night. For a more personalised sleep experience, you can upgrade to our premium Core Comfort® or Airflow Active Comfort® mattresses, each designed to deliver enhanced pressure relief and tailored luxury.

Combining contemporary design with dependable adjustability, the Regency Majestic is built to deliver lasting comfort and help you wake feeling truly restored.

Key product benefits

- Lightweight beech sprung plywood slatted base
- Simple to use handheld controls
- Wide range of headboard options
- Standard Health® memory foam mattress included. Core Comfort® and Airflow Active Comfort® mattress upgrades are available
- Twin bed synchronisation available
- Grab handle



Fabrics


Adele



Biscuit



Silver



Majestic bed shown in Adele Biscuit

Scan to see the Majestic in motion




Standard Mattress Option



Standard Health®

The Standard Health® Mattress is made up of two layers of viscoelastic, temperature sensitive foam.



Upgrade Mattress Options



Airflow Active Comfort®

The AirFlow Active Comfort® mattress is made with a castellated zonal memory foam surface promoting active airflow which aids surface cooling.



Core Comfort®

Combines premium materials to deliver a perfect balance of support, contouring comfort, and responsive bounce.



Sizes



- Single 2'6"W x 6'6"L (31" x 81.5" incl. headboard)
- Single 3'0"W x 6'6"L (37" x 81.5" incl. headboard)
- Single 3'6"W x 6'6"L (41.25" x 81.5" incl. headboard)



- Double 4'0"W x 6'6"L (48.75" x 81.5" incl. headboard)
- Double 4'6"W x 6'6"L (54.75" x 81.5" incl. headboard)




- Dual 5'0" Queen Bed (2 x 2'6") x 6'6"L (62" x 81.5" incl. headboard)



Simple to use handheld controls

Headboards

Adjustable strutted headboards 46" high x 2" deep x width of the bed (up to 7ft wide)



Buttoned



Pleat Button




Horizontal Line



Vertical Line




Scooped Corner



Plain



Zero gravity, shallow contour position



Head up position



Feet up position

For a free no-obligation home demonstration, **call free on 0800 689 6891** or **visit [adjustamatic.co.uk](https://www.adjustamatic.co.uk)**



COMFORT YOU CONTROL

Authorised and regulated by the Financial Conduct Authority.

Adjustamatic Beds Limited is a limited company registered in England and Wales. Registered number: 1617452, VAT number 401 4765 80.
Registered office: Colomendy Industrial Estate, Rhyl Road, Denbigh, North Wales, LL16 5TS.

www.adjustamatic.co.uk

